

DataSheet

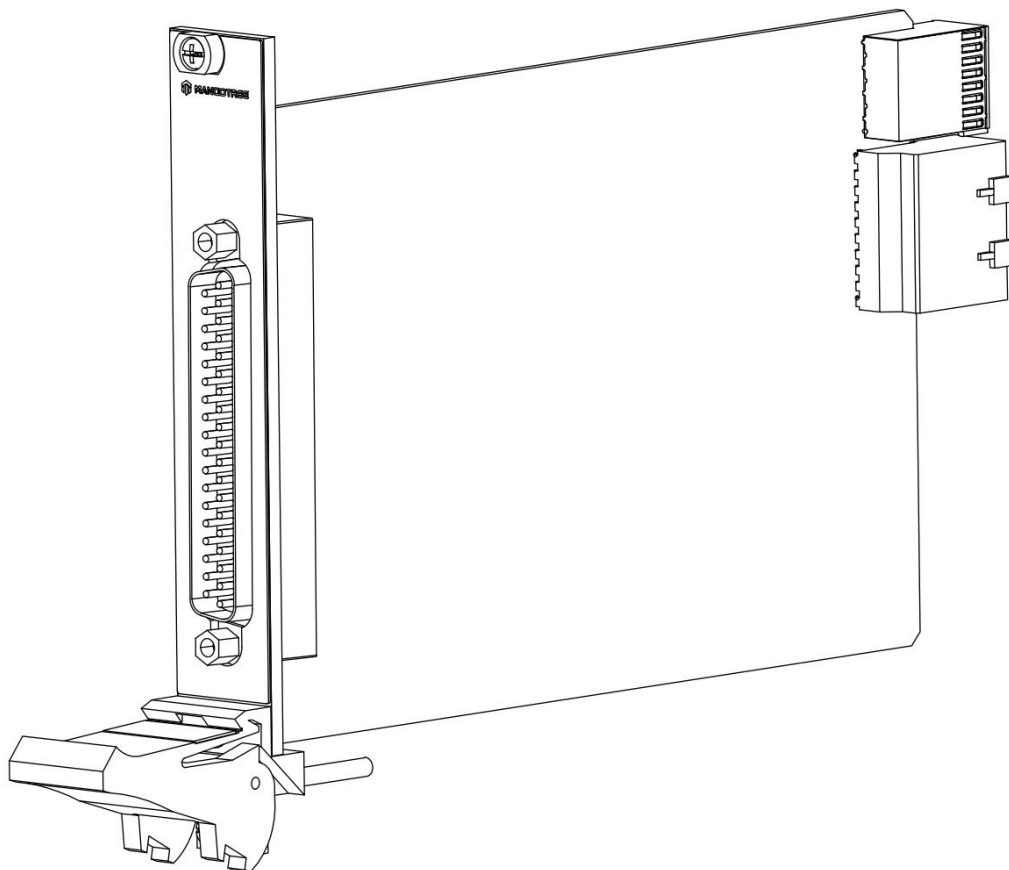
MT-X574

24V, 32-Channel (Sourcing Input), 10 us

This document contains the specifications for MT-X574. Specifications are typical at 25°C unless otherwise noted.

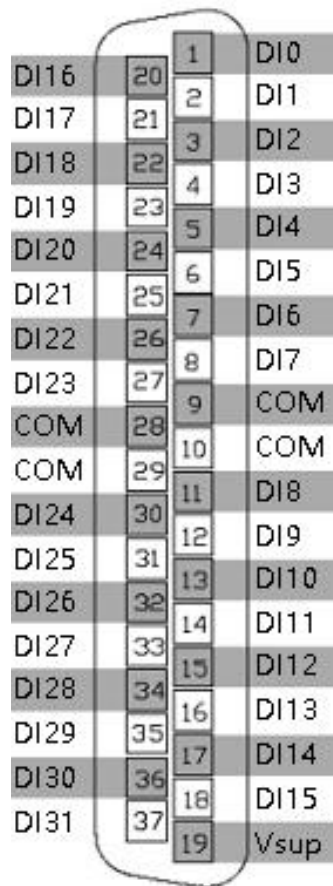


Caution Using the MT-X574 in a manner not described in this document may impair the protection the MT-X574 provides.

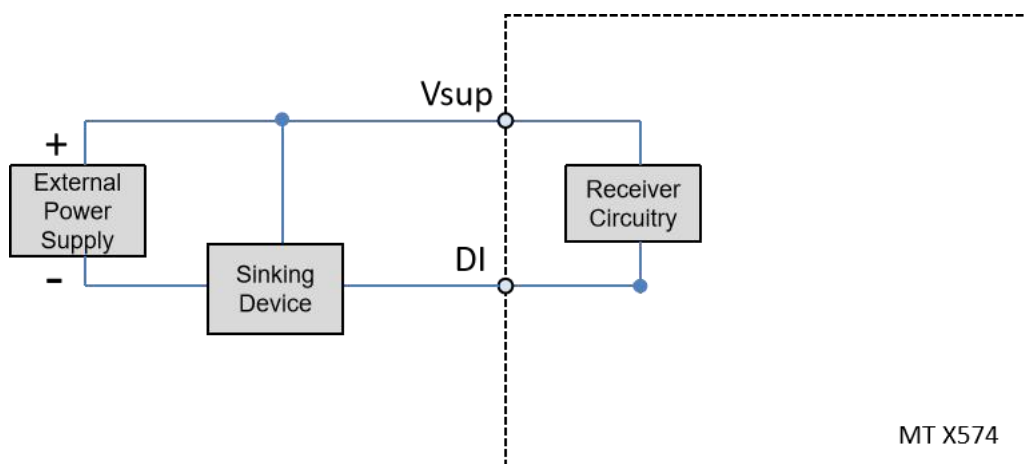


MT-X574 Connectivity

Pin definition of DSUB connector.



Input Circuitry



There are thirty two digital input channels. All channels are internally referenced to COM.

MT-X574 Specifications

The following specifications are typical for the range -40 °C to 70 °C unless otherwise noted.

All voltages are relative to COM unless otherwise noted.

Input Characteristics

Number of channels	32 digital input channels
Input type	Sourcing
Digital logic levels	
OFF state	
Input voltage	$\geq (V_{sup} - 5V)$
Input current	$\leq 150 \mu A$ from DI pin
ON state	
Input voltage	$\leq (V_{sup} - 10V)$
Input current	$\geq 330 \mu A$ from DI pin
Hysteresis	
Input voltage	1.9V minimum
Input current	65 μA minimum
Input impedance	30 k Ω \pm 5%
I/O protection(V_{sup} -to-channel)	
Input voltage	30V maximum
Reverse-biased voltage	-30V maximum
Update/transfer time	10 μs maximum

Safety Voltages

This product is designed to meet the requirements of the following electrical equipment safety standards for measurement, control, and laboratory use:

- IEC 61010-1, EN 61010-1
- UL 61010-1, CSA C22.2 No. 61010-1

CE Compliance

This product meets the essential requirements of applicable European Directives, as follows:

- 2014/35/EU; Low-Voltage Directive (safety)
- 2014/30/EU; Electromagnetic Compatibility Directive (EMC)
- 2014/34/EU; Potentially Explosive Atmospheres (ATEX)

Shock and Vibration

To meet these specifications, you must panel mount the system.

Operating vibration

Random (IEC 60068-2-64)	5 g _{rms} , 10 Hz to 500 Hz
Sinusoidal (IEC 60068-2-6)	5 g, 10 Hz to 500 Hz
Operating shock (IEC 60068-2-27)	30 g, 11 ms half sine; 50 g, 3 ms half sine; 18 shocks at 6 orientations

Environmental

Refer to the manual for the chassis you are using for more information about meeting these specifications.

Operating temperature	-40 °C to 70 °C (IEC 60068-2-1, IEC 60068-2-2)
Storage temperature	-40 °C to 85 °C (IEC 60068-2-1, IEC 60068-2-2)
Ingress protection	IP40
Operating humidity (IEC 60068-2-78)	10% RH to 90% RH, noncondensing Storage
humidity (IEC 60068-2-78)	5% RH to 95% RH, noncondensing Pollution
Degree	2
Maximum altitude	4,000 m

Indoor use only.

Config文本

MT-DAQ设备的开发和使用依赖于Config配置文本，只有正确配置该文本，才能保证设备的正常运行。不同型号的设备或板卡对应的配置参数是不同的。Python、LabVIEW和C#三种编程语言的Config配置文本完全相同。

通用Config配置文本通过MT-Master软件主页导出获得，用户可以根据实际设备或板卡的参数对配置文本进行修改配置，或者按照文本默认参数配置运行。

Config配置文本中的各项参数含义及其具体配置可以参考MT-DAQ上手指南，指南链接附于下文Support板块。

使用MT产品过程中如有任何疑问，可以通过访问官网：<http://www.mangotree.cn>联系专业客服咨询。



MangoTree官网

Support

MT-Master上手指南:

<https://server.mangotree.cn:9900/WebFile/Downloads/上手指南/MT-Master/>



Master上手指南

MT-Master视频教程:

<https://server.mangotree.cn:9900/WebFile/Downloads/视频教程/MT-Master/>



Master视频教程

MT-DAQ上手指南:

<https://server.mangotree.cn:9900/WebFile/Downloads/上手指南/MT-DAQ/>



DAQ上手指南

MT-DAQ视频教程:

<https://server.mangotree.cn:9900/WebFile/Downloads/视频教程/MT-DAQ/>



DAQ视频教程